



## 6630 compact LED batten light

This is a patent-pending product suitable for replacement of traditional weatherproof fluorescent batten commonly used for outdoor lighting applications.

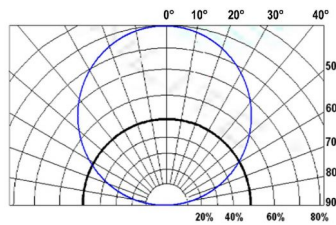
The sturdy luminaire is designed for operate in atrocious environment such as indoor and outdoor car park, public shelter, cold room, boiler room and security lighting, etc. This is attributed by its rigid mechanical structure and high quality LED diodes.

### General Characteristic

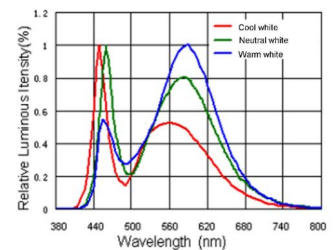
Body structure	Aluminium alloy
Thermal management	Integrated with housing
Explosion proof	Ex-d IIB flame-proof compliant
Diffuser	Frosted or clear tampered glass
Rated life span	≥50000 hours (accumulative)
Ingress protection	IP65
Industrial standard	EMC Directive 2004/108/EC
Certification	CE, FCC, RoHS
Operation temp	-20° ~+65°C (max)
Relative moisture	10% ~ 90%
Total harmonic distortion	<15%

### Light Characteristic

Light source	SMD3014
Color rendering index	Ra ≥70
Color temperature	3200K (K3); 4200K (K4); 6500K
Luminous efficacy	≥100 lumen per watt
Ultra valet ray	Free
Beam angle	120 degrees
Luminous uniformity (uO)	>0.4 (uO)
RF interference	NO



Typical Spectral Distribution



Relative Spectral Distribution

### Electrical Characteristic

Input power	100~285VAC, 50/60Hz
Power factor	PF ≥0.95
Efficiency of power source	>87%
Power efficiency	>95%

### Product Specifications

Model #	Power		Lumen		Compatibility		Size (mm)			Weight	
	Rated	System	Initial	Mean	FL	M. Halide	L	B	H	kg	lbs
663060-W18Kx	18.0W	18.9W	1980	1800	2 x 18W	50W	600	67	32	1.10	2.43
663060-W25Kx	25.0W	26.3W	2750	2500	2 x 36W	70W	600	67	32	1.10	2.43
663100-W25Kx	25.0W	26.3W	2750	2500	2 x 36W	70W	1000	67	32	1.84	4.05
663100-W30Kx	30.0W	31.6W	3300	3000	3 x 32W	100W	1000	67	32	1.84	4.05
663100-W35Kx	35.0W	36.8W	3850	3500	3 x 36W	100W	1000	67	32	1.84	4.05
663100-W45Kx	45.0W	47.4W	4950	4455	4 x 32W	150W	1000	67	32	1.84	4.05

The last symbol " x" of model number demarks the color temperature as refer to the light characteristic set out above.

### Accessories



Two pieces of T brackets are provided for each set of luminaire. The casting direction could be adjusted and secured by the screw attached to the T bracket.



Stainless steel waterproof wire joint is provided for input power. Looping of one unit to another could be customized for project requirement, if required.



Weatherproof mini-junction boxes (IP65) are available either in ABS or cast-aluminium structure for grid power connection in outdoor application.


## Recommended applications



Marine food processing plant



Logistic and warehousing




Port godown security



Dormitory barracks security




Cold-room (7°C) storage




Car park lighting



Precinct walkway lighting



Pedestrian overhead bridge



Grow lighting for plant



Common corridor lightings

